

Incubators

SELECTION GUIDE

Incubators

Low Temperature Incubators

Incubated & Refrigerated & Illuminated Shakers

Mini Incubators

Hybridization Oven

Incubators

Description		Operating Temp. Range (°C/°F)	Chamber Volume (L / cu ft)	Temperature Fluctuation at 37°C [±°C/°F]	Temperature Variation at 37°C [±°C/°F]	Page
General Models	IB-05G	Amb. +5 to 70 / Amb. +9 to 158	60 / 2.1	0.1 / 0.18	0.6 / 1.08	58
	IB-15G		102 / 3.6		0.2 / 0.36	
	IB-25G		151 / 5.3		0.6 / 1.08	
Economy Models	IB-01E	Amb. +3 to 60 / Amb. +5.4 to 140	65 / 2.3	0.2 / 0.36	0.6 / 1.08	59
	IB-11E		150 / 5.3		0.8 / 1.44	
	IB-21E		205 / 7.2		1.1 / 1.98	
2 & 4-chamber Models	IB-02G-2C	Amb. +5 to 70 / Amb. +9 to 158	60 / 2.1 x 2 chambers	0.1 / 0.18	0.6 / 1.08	60
	IB-02G-4C		60 / 2.1 x 4 chambers			

Low Temperature Incubators

Description		Operating Temp. Range (°C/°F)	Chamber Volume (L / cu ft)	Temperature Fluctuation at 25°C [±°C/°F]	Temperature Variation at 25°C [±°C/°F]	Page
Forced Convection Models	IL-11	0 to 60	150 / 5.3	0.1 / 0.18	0.5 / 0.9	62
	IL-21	+32 to 140	244 / 8.6		0.4 / 0.72	
Air-jacketed Models	IL-11A	+4 to 60	162 / 5.7	0.2 / 0.36	0.5 / 0.9	64
	IL-21A	+39.2 to 140	254 / 9			
Personal Models	ILP-02	+10°C to 40°C at ambient temperature of 25°C	14 / 0.5	0.1 / 0.18	0.5 / 0.9	65
	ILP-12		48 / 1.7		0.4 / 0.72	
2 & 4-chamber Models	IL-11-2C	*0 to 60 / + 32 to 140*	150 / 5.3 x 2 chambers	0.1 / 0.18	0.5 / 0.9	66
	IL-11-4C		150 / 5.3 x 4 chambers			

Incubated & Refrigerated & Illuminated Shakers

Description		Operating Temp. Range (°C/°F)	Speed Range [RPM]	Maximum Amplitude Size (dia)	Page	
Benchtop Models	SI-300	Incubated Shakers Incubated & Refrigerated Shakers	Amb. +5 to 60 / Amb. +9 to 140 +15 to 60 / +59 to 140	10 to 300	40mm (1.6" dia)	68
	SI-600					
	SI-300R					
	SI-600R					
Floor Standing Models	IS-971	Incubated Shakers	Amb. +5 to 60 / Amb. +9 to 140	70mm (2.8" dia)	70	
	IS-971R	Incubated & Refrigerated Shakers	+4 to 60 / +40 to 140			
	IS-971RF	Incubated & Refrigerated & Illuminated Shakers	Amb. -15 to 60 / Amb. -27 to 140			
Chamber Models	SIF-5000	Incubated Shakers	Amb. +5 to 80 / Amb.+9 to 176	10 to 300 (Stackable Top: 10 to 250)*	19 mm dia (0.75" dia)	72
	SIF-6000				25 mm dia (1.0" dia)	
	SIF-5000R	Incubated & Refrigerated Shakers	Amb. -20 to 80 / Amb. -36 to 176		25 mm dia (1.0" dia)	
	SIF-6000R				38 mm dia (1.5" dia)	


* If two products are stacked up, the upper one's shaking speed range is from 10 to 250 rpm.

Mini Incubator & Hybridization Oven

Description		Operating Temp. Range (°C/°F)	Chamber Volume (L / cu ft)	Temperature Fluctuation [±°C/°F]	Temperature Variation [±°C/°F]	Page
Mini Incubator	IM-10	Amb. +5 to 65 / Amb. +9 to 140	10 / 0.4	0.5 / 0.9 (at 37°C)	0.5 / 0.9 (at 37°C)	74
Hybridization Oven	HO -10	Amb. +5 to 65 / Amb. +9 to 149	10 / 0.4	0.5 / 0.9 (at 50°C with	0.5 / 0.9 (at 50°C with	75



GENERAL APPLICATIONS



General Applications	General, Low Temp. & Low Temp. Personal Incubators			Incubated & Refrigerated & Illuminated Shakers	
	IB Models	IL Models	ILP Models	SI & SIF Models	IS Models
Antibody Testing	•	•	•		
Bacterial Research	•		•		
Bacterial Suspensions				•	•
Chemical Storage	•	•			
Chick Embryo Studies	•		•		
Clinical Science	•	•	•		
Cultivating Low Temperature Microbes and Plant Cells		•			
Crystallization Studies	•	•			
Cultivating Thermophilic Bacteria	•				
Drying And Staining Procedures	•	•			
Denaturalizing Tests for Food	•	•			
Environmental Technology (waste water and soil analysis)				•	•
Enzyme Digestion Studies	•	•			
Extraction Procedures				•	•
Fermentation (Pharmacy and biotech -DNA and Enzymes)				•	•
General Mixing				•	•
Hematological Testing	•	•	•		
Histochemical Procedures	•	•			
Measuring COD/ BOD		•			
Medical Researches. (Diagnostic tests)				•	•
Microbiological Determinations	•	•	•		
Microorganism	•	•	•		
Molecular Biology				•	•
Organism Germs for Life Science	•	•	•		
Organism Pharmacy	•	•	•		
Paraffin Embedding	•	•			
Pharmaceutical Stability Testing		•			
Plasmid Purification				•	•
Protein Expression in Bacteria				•	•
Solubility				•	•
Staining and Destaining				•	•
Tissue Culturing	•	•	•		

* Above listed applications are for general and storage purpose use.

TECHNICAL BENEFITS

Safety Features

- 1) Open door alert:
 - Audible and visible alarms.
 - Automatic power cutoff from the heater and the fan if the door is open to minimize heat loss and also to protect the operator.
- 2) Protection against overheating by automatic power cutoff from the heater controller before shutting down the unit.
- 3) Two separate fuses to protect against over current.

Optimum Control Features

- 1) Microprocessor PID control.
- 2) Simple calibration and auto-tuning functions.
- 3) Built-in digital timer with Delayed ON/OFF function.
- 4) Timer range: 1 min ~ 99 hr 59 min.
- 5) Operation mode selection after power interruption: either Automatic Run or Manual Run.
- 6) Convenient preset function for 3 most commonly used temperature settings.
- 7) Easy conversion between °C and °F
- 8) Self-diagnostic function identifying errors.
- 9) Intuitive control panel design based on HMI(Human Machine Interface) system:
 - bright LED displays as well as splashproof and easy-to-clean keypads.
 - Quick-lock button preventing accidental parameter changes. (for IB, IL, and ILP Models only)
 - Separate power switches for shaker and independent incubation. (IS-971RF, SIF Models only)

Constructional Features

- 1) High-quality 304 grade stainless steel chamber interior and dirt-repellent external surface with power coating.
- 2) Perfectly sealed door gasket minimizing heat loss and fully insulated chambers.
- 3) Adjustable and electropolished stainless steel wire shelves allowing efficient air-flow and easy cleaning. (except for SI and IS Models)

Mini Incubator & Hybridization Oven


- 1) Over temperature limit protection and open door alert.
- 2) Microprocessor PID control.
- 3) Simple calibration function.
- 4) Ease-of-operation provided by a bright VFD, responsive touch buttons, and a jog dial.
- 5) Memory function of programmed protocols allowing relevant parameters (such as temperature, rocking speed, time, etc) of each protocol step to be stored. (HO-10 only)

I Incubators

Incubators (General Models)

Versatile air-jacketed natural convection incubators.

Specially designed for uniform temperature distribution and minimal sample contamination caused by external air intrusion.



IB-05G

- Included Accessories**
- 2 Wire Shelves
- Optional Accessories**
- Perforated Shelves
 - Stacking Kits for Stackable Chambers
- ➔ see page 76

Operating Features

- Temperature control: +5°C above ambient to 70°C.
- Microprocessor PID control.
- Simple calibration and auto-tuning functions.
- Digital timer with Delayed ON/OFF function : 1 min to 99 hr 59 min.
- High temperature limit setting and open door alarm.
- Convenient preset function for 3 most commonly used temperature settings.
- Intuitive control panel with bright LED display (0.1°C resolution) and touch-sensitive keypad.
- RS-232 interface.

Constructional Features

- Fully insulated dual-wall door with magnetic rubber gasket.
- Vibration-free design ideal for yeast cultivation.
- Compact and lightweight construction with completely sealed gasket.
- Stackable up to 2 units using the optional stacking kit. (optional)
- Convenient sample monitoring without affecting chamber temperature via the inner tempered-glass door.
- Detachable shelves and round-cornered chamber interior allowing easy cleaning.
- Durable incoloy heating element with radiator fans for efficient heat dissipation.
- Built-in cable port to use other instruments inside the chamber. (dia 38mm/1.5°C, provided silicon or rubber cap)

Specifications & Ordering Information



Model		IB-05G	IB-15G	IB-25G
Chamber Volume (L / cu ft)		60 / 2.1	102 / 3.6	151 / 5.3
Temperature	Range (°C / °F)	Amb. +5 to 70 / Amb. +9 to 158		
	Fluctuation ¹⁾ at 37°C (±°C / °F)	0.1 / 0.18	0.1 / 0.18	0.2 / 0.36
	Variation ¹⁾ at 37°C (±°C / °F)	0.6 / 1.08	0.2 / 0.36	0.6 / 1.08
Dimension (WxDxH)	Interior (mm / inch)	400×360×420 / 15.7×14.2×16.5	480×410×520 / 18.9×16.1×20.5	610×460×540 / 24×18×21.3
	Exterior (mm / inch)	595×555×745 / 23×22×29	675×605×855 / 27×24×34	805×655×885 / 32×26×35
	Net Weight (Kg / lbs)	45 / 99	55 / 121	62 / 136
Electrical Requirements (230V, 50 / 60Hz)		1.3A	2.2A	3.1A
Cat. No.		AAH21162K	AAH21172K	AAH21182K
Electrical Requirements (120V, 50 / 60Hz)		2.8A	4.6A	6.4A
Cat. No.		AAH21166U	AAH21176U	AAH21186U

1) Technical data according to DIN 12880.

Incubators

Incubators (Economy Models)

Affordable yet exceptionally reliable incubators featuring film type heaters.

Thanks to the film type heaters attached to the inner chamber's external walls, IB-E series incubators are free from noise, vibration, and mechanical troubles.

Operating Features

- Temperature control: +3°C above ambient to 60°C.
- Microprocessor PID control.
- Simple calibration and auto-tuning functions.
- Digital timer with delayed ON/OFF function: 1 min to 99 hr 59 min.
- High temperature limit setting and open door alarm.
- Convenient preset function for 3 most commonly used temperature settings.
- Intuitive control panel with bright LED display (0.1°C resolution) and touch-sensitive keypad.

Constructional Features

- Vibration-free design ideal for yeast cultivation.
- Compact and lightweight design with completely sealed gasket.
- Stackable up to 2 units using the optional stacking kit. (optional)
- Convenient sample monitoring without affecting chamber temperature via the inner tempered-glass door.
- Detachable shelves and round-cornered chamber interior allowing easy cleaning.



IB-01E

Included Accessories

Optional Accessories

see page 76

- 2 Wire Shelves

- Perforated Shelves

- Stacking Kits for Sstackable Chambers

Specifications & Ordering Information



Model	IB-01E	IB-11E	IB-21E
Chamber Volume (L / cu ft)	65 / 2.3	150 / 5.3	205 / 7.2
Temperature	Range (°C / °F)	Amb. +3 to 60 / Amb. +5.4 to 140	
	Fluctuation ¹⁾ at 37°C (±°C / °F)	0.2 / 0.36	0.1 / 0.18
	Variation ¹⁾ at 37°C (±°C / °F)	0.6 / 1.08	1.1 / 1.98
Dimension (WxDxH)	Interior (mm / inch)	423×355×445 / 16.7×14×17.5	632×515×630 / 24.9×20.3×24.8
	Exterior (mm / inch)	533×475×725 / 21×18.7×28.5	740×630×910 / 29.1×24.8×35.8
	Net Weight (Kg / lbs)	33 / 72.8	57 / 125.7
Electrical Requirements (230V, 50 / 60Hz)	1.1A	2.2A	2.4A
Cat. No.	AAH26015K	AAH26025K	AAH26035K
Electrical Requirements (120V, 50 / 60Hz)	2.1A	4.2A	4.6A
Cat. No.	AAH26016U	AAH26026U	AAH26036U

1) Technical data according to DIN 12880.

Incubators

Incubators (2 & 4-chamber Models)



Please visit JEIOTECH.com

For further information on Jeio Tech's Incubator products
Information is readily available on our website.



IB-02G-4C

Incubators

Incubators (2 & 4-chamber Models)

Suitable for conducting each different experiments in two or four chamber incubators.

Force convection incubating with great temperature variation.
Efficient to use with the limited laboratory environment.

Operating Features

- Temperature range: Amb. +5°C to 70°C
- Independent temperature and timer control of each chamber using microprocessor PID.
- Simple calibration and auto-tuning functions.
- Digital timer with Delayed ON/OFF function: ranging from 1 min to 99 hr 59 min.
- Three most commonly used temperature settings programmable.
- Intuitive control panel with bright LED display (0.1°C resolution) and touch-sensitive keypad.
- High temperature limit setting and open door alert.

Constructional Features

- Two or four independently controlled 60L chambers merged into a single unit for space saving.
- Forced air convection generated by a noiseless and powerful sirocco fan ensuring optimal air circulation, temperature uniformity.
- Corrosion-resistant incoloy sheath heating element and stainless steel interior.
- Detachable shelves and rounded inner chamber corners allowing convenient cleaning.
- Built-in cable port to use other instruments inside the chamber.
- Built-in casters for easy transport and installation.



IB-02G-2C

Included Accessories
Optional Accessories
☞ see page 76

- 2 Wire Shelves per chamber
- Perforated Shelves

Specifications & Ordering Information



Model		IB-02G-2C	IB-02G-4C
Chamber Volume (L / cu ft)		60 / 2.1 x 2 Chambers	60 / 2.1 x 4 Chambers
Temperature	Range (°C / °F)	Amb. +5 to 70 / Amb. +9 to 158	
	Fluctuation ¹⁾ at 37°C (±°C / °F)	0.1 / 0.18	
	Variation ¹⁾ at 37°C (±°C / °F)	0.6 / 1.08	
Dimension (WxDxH)	Interior (mm / inch)	400×360×420 / 15.7×14.2×16.5 x 2 Chambers	400×360×420 / 15.7×14.2×16.5 x 4 Chambers
	Exterior (mm / inch)	570×640×1360 / 22.4×25.2×53.5	1170×640×1360 / 46.1×25.2×53.5
	Net Weight (Kg / lbs)	110 / 242.5	168 / 370.4
Electrical Requirements (230V, 50 / 60Hz)		4.1A	4.1A x 2EA
Cat. No.		AAH2A115K	AAH2A015K
Electrical Requirements (120V, 50 / 60Hz)		7.5A	7.5A x 2EA
Cat. No.		AAH2A116U	AAH2A016U

1) Technical data according to DIN 12880.

Incubators

Low Temp. Incubators (Forced Convection Models)



Please visit JEIOTECH.com

For further information on Jeio Tech's Incubator products
Information is readily available on our website.



IL-21 / IL-21A

Low Temp. Incubators (Forced Convection Models)

Superb low temperature incubation performance using a noiseless HBP compressor cooling system which reduces water evaporation within the chambers.

Operating Features

- Temperature control: 0°C to 60°C.
- Microprocessor PID control.
- Simple calibration and auto-tuning functions.
- Digital timer with Delayed ON/OFF function: 1 min to 99 hr 59 min.
- High temperature limit setting and open door alarm.
- Convenient preset function for 3 most commonly used temperature settings.
- Up to 9 temperature steps and maximum 200 cycles of repetition programmable for each profile.
- Adjustable three-step fan speed with defrosting time and period control.
- Intuitive control panel with bright LED display (0.1°C resolution) and touch-sensitive keypad.
- RS-232 interface.

※ Temperature change may occur during automatic defrost.

Constructional Features

- Forced air convection using an optimal cross flow fan for chamber temperature uniformity.
- Large chamber volume: maximum 244L. (8.6 cu ft)
- Built-in electrical outlet with a safety cover inside the chamber.
- Convenient sample monitoring without affecting chamber temperature via the inner tempered-glass door.
- Detachable shelves and round-cornered chamber interior allowing easy cleaning.



IL-21

- Included Accessories**
- 2 Wire Shelves for IL-11
 - 3 Wire Shelves for IL-21
- Optional Accessories**
- Perforated Shelves
- ☞ see page 76

Specifications & Ordering Information



Model		IL-11	IL-21
Chamber Volume (L / cu ft)		150 / 5.32	244 / 8.6
Refrigerator (Hp)		1 / 8 HBP	1 / 6 HBP
Temperature	Range (°C / °F)	0 to 60 / +32 to 140	
	Fluctuation ¹⁾ at 25°C (±°C / °F)	0.1 / 0.18	
	Variation ¹⁾ at 25°C (±°C / °F)	0.5 / 0.9	
Dimension (WxDxH)	Interior (mm / inch)	600×500×500 / 24×20×20	500×520×940 / 20×20.5×37
	Exterior (mm / inch)	735×742×1010 / 28.9×29×40	635×740×1630 / 25×29×64
	Net Weight (Kg / lbs)	100 / 220	135 / 297
Electrical Requirements (230V)		60Hz, 4.5A	50Hz, 4.5A
Cat. No.		AAH22041K	AAH22042K
Electrical Requirements (120V)		60Hz, 8.3A	60Hz, 10.6A
Cat. No.		AAH22046U	AAH22056U

1) Technical data according to DIN 12880.

Incubators

Low Temp. Incubators (Air-jacketed Models)

Specially designed for optimal temperature control as well as minimal sample contamination caused by external air intrusion.

Superb low temperature incubation performance thanks to the silent HBP compressor cooling system which also reduces water evaporation within the chamber.



Operating Features

- Temperature control: +4°C to 60°C.
- Microprocessor PID control.
- Simple calibration and auto-tuning functions.
- Digital timer with Delayed ON/OFF function: 1 min to 99 hr 59 min.
- High temperature limit setting and open door alarm.
- Convenient preset function for 3 most commonly used temperature settings.
- Up to 9 temperature steps and maximum 200 cycles of repetition programmable for each profile.
- Adjustable three-step fan speed with defrosting time and period control.
- Intuitive control panel with bright LED display (0.1°C resolution) and touch-sensitive keypad.
- RS-232 interface.

※ Temperature change may occur during automatic defrost.

IL-11A

Included Accessories

- 2 Wire Shelves for IL-11A
- 3 Wire Shelves for IL-21A

Optional Accessories

- Perforated Shelves

➔ see page 76

Constructional Features

- Natural convection within the chamber induced by the heater and the fan located inside the air jacket.
- Large chamber volume: maximum 244L. (8.6 cu ft)
- Built-in electrical outlet with a safety cover inside the chamber.
- Convenient sample monitoring without affecting chamber temperature via the inner tempered-glass door.
- Detachable shelves and round-cornered chamber interior allowing easy cleaning.

Specifications & Ordering Information



Model		IL-11A		IL-21A	
Chamber Volume (L / cu ft)		162 / 5.7		254 / 9	
Refrigerator (Hp)		1 / 6 HBP		1 / 4 HBP	
Temperature	Range (°C / °F)	+4 to 60 / +39.2 to 140			
	Fluctuation ¹⁾ at 25°C (±°C / °F)	0.2 / 0.36			
	Variation ¹⁾ at 25°C (±°C / °F)	0.5 / 0.9			
Dimension (WxDxH)	Interior (mm / inch)	600×540×500 / 24×21.3×20		500×540×940 / 20×21.3×37	
	Exterior (mm / inch)	770×772×1060 / 30×30×42		670×760×1680 / 26×30×66	
	Net Weight (Kg / lbs)	108 / 238.1		145 / 319.7	
Electrical Requirements (230V)		60Hz, 6.9A	50Hz, 6.9A	60Hz, 8.4A	50Hz, 8.4A
Cat. No.		AAH22061K	AAH22062K	AAH22071K	AAH22072K
Electrical Requirements (120V)		60Hz, 10.2A		60Hz, 12.3A	
Cat. No.		AAH22063U		AAH22073U	

1) Technical data according to DIN 12880.

Incubators

Low Temp. Incubators (Personal Models)

Compact, stackable, energy-efficient, and yet exceptionally reliable low temperature incubators using Peltier technology.

Contrary to conventional compressor-cooled incubators, Peltier Low Temperature Incubators generate little vibration, noise, and heat.

► Operating Features

- Temperature control: +10°C to 40°C at ambient temperature of 25°C.
- Microprocessor PID control.
- Simple calibration and auto-tuning functions.
- Digital timer with Delayed ON/OFF function: 1 min to 99 hr 59 min.
- High temperature limit setting and open door alarm.
- Convenient preset function for 3 most commonly used temperature settings.
- Up to 9 temperature steps and maximum 200 cycles of repetition programmable for each profile.
- Adjustable 3-step fan speed with defrosting time and period control.
- Intuitive control panel with bright LED display (0.1°C resolution) and touch-sensitive keypad.
- RS-232 interface.



► Constructional Features

- Convenient sample monitoring without affecting chamber temperature via the inner tempered-glass door.
- Environment-friendly insulation material (EPDM) used for safety and convenience. (compliant with ASTM-C534 specification)
- Space-saving design allowing even the smaller (14L) unit to hold two 1000mL Erlenmeyer flasks.

ILP-02 stackable chambers

- Included Accessories**
- 1 Wire Shelf for ILP-02
 - 2 Wire Shelves for ILP-12

- Optional Accessories**
- Perforated Shelves

► see page 76

► Specifications & Ordering Information



Model		ILP-02		ILP-12					
Chamber Volume (L / cu ft)		14 / 0.5		48 / 1.7					
Temperature	Range (°C / °F)	10 to 40°C (50~104°F) at ambient temperature of 25°C							
	Fluctuation ¹⁾ at 25°C (±°C / °F)	0.1 / 0.18							
	Variation ¹⁾ at 25°C (±°C / °F)	0.5 / 0.9		0.4 / 0.72					
Dimension (WxDxH)	Interior (mm / inch)	315×200×230 / 12.4×7.9×9.1		334×334×430 / 13.1×13.1×17					
	Exterior (mm / inch)	430×495×400 / 17×19.4×15.7		430×665×620 / 17×26.2×24.4					
	Net Weight (Kg / lbs)	27.5 / 60.6		49 / 108					
	Electrical Requirements (230V)	60Hz, 1.8A		50Hz, 1.8A		60Hz, 3.5A	50Hz, 3.5A		
Cat. No.		AAH24031K		AAH24032K		AAH24041K		AAH24042K	
Electrical Requirements (120V)		60Hz, 3.4A		60Hz, 3.4A		60Hz, 6.7A		60Hz, 6.7A	
Cat. No.		AAH24033U		AAH24033U		AAH24043U		AAH24043U	

1) Technical data according to DIN 12880.

Incubators

Low Temp. Incubator (2 & 4-chamber Models)



Please visit JEIOTECH.com

For further information on Jeio Tech's Incubator products
Information is readily available on our website.



IL-11-4C

Incubators

Low Temp. Incubator (2 & 4-chamber Models)

Featuring two or four incubation chambers in a single unit, this Low Temperature Incubator is designed to offer an ideal and cost-effective solution for laboratories with limited space and budget.

Superb low temperature incubation performance thanks to the silent HBP compressor cooling system which also reduces water evaporation within the chamber.

Operating Features

- Temperature range: 0°C to 60°C.
- Independent temperature and timer control of each chamber using microprocessor PID.
- Simple calibration and auto-tuning functions
- Digital timer with Delayed ON/OFF function: ranging from 1 min to 99 hr 59 min.
- Three most commonly used temperature settings programmable.
- Up to 9 temperature steps and maximum 200 cycles of repetition programmable for each profile.
- Adjustable 3 step fan speed with defrosting time and period control.
- Intuitive control panel with bright LED display (0.1°C resolution) and touch-sensitive keypad.

※ Temperature change may occur during automatic defrost.



Constructional Features

- Two or four independently controlled 150L chambers (Model IL-11) merged into a single unit for space saving.
- Convenient sample monitoring without affecting chamber temperature via the inner tempered-glass door.
- Detachable shelves and rounded inner chamber corners allowing convenient cleaning.
- Built-in casters for easy transport and installation.

IL-11-4C

Included Accessories
Optional Accessories
☛ see page 76

- 2 wire shelves per chamber
- Perforated Shelves

Specifications & Ordering Information



Model		IL-11-2C	IL-11-4C
Chamber Volume (L / cu ft)		150 / 5.3 x 2 Chambers	150 / 5.3 x 4 Chambers
Refrigerator (Hp)		1/8 HBP x 2EA	1/8 HBP x 4EA
Temperature	Range (°C / °F)	0 to 60°C / +32 to 140°F	
	Fluctuation ¹⁾ at 25°C (±°C / °F)	0.1 / 0.18	
	Variation ¹⁾ at 25°C (±°C / °F)	0.5 / 0.9	
Dimension (WxDxH)	Interior (mm / inch)	600x500x500 / 23.6x19.7x19.7 x 2 Chambers	600x500x500 / 23.6x19.7x19.7 x 4 Chambers
	Exterior (mm / inch)	760x760x1690 / 29.9x29.9x66.1	1500x760x1690 / 59.1x29.9x66.1
	Net Weight (Kg / lbs)	180 / 397	350 / 772
Electrical Requirements (230V, 60Hz)		9A	9A x 2EA
Cat. No.		AAH28111K	AAH28011K
Electrical Requirements (230V, 50Hz)		9A	9A x 2EA
Cat. No.		AAH28112K	AAH28012K
Electrical Requirements (120V, 60Hz)		16.5A	16.5A x 2EA
Cat. No.		AAH28113U	AAH28013U

1) Technical data according to DIN 12880.

Incubators

Incubated Shakers (Benchtop Models)



Please visit JEIOTECH.com

For further information on Jeio Tech's Incubator products
Information is readily available on our website.



SI-600R

Optional Accessories

➤ see page 77-79

- Universal / Dedicated Platforms, Rubber Mats, Universal Attachments
- Flask Clamps, Funnel Clamps
- Test Tube Racks, Spring Wire Racks
- Microplate Holders (three styles)
- Lab Sticker

SI-600R Control Display



Incubators

Incubated Shakers (Benchtop Models)

Digital incubating/ refrigerating benchtop shakers.

Combining a benchtop incubator/refrigerator with a dual-action (orbital and reciprocating) shaker, SI series shakers offer versatility for a variety of biological and biotech applications.

Shaking Features

- Dual shaking modes: orbital or reciprocating action.
- Speed range: 10 to 300 rpm.
- Programmable shaking motion.
 - Timer range: 10 sec to 999 hr 59 min 59 sec.
 - Forward & Backward, Pause: 10 sec to 59 min 59 sec.
- Selectable orbit diameter or stroke length: 20, 30, 40mm.

Operating Features

- Temperature control:
 - +5°C above ambient to 60°C. (for SI-300 and SI-600)
 - +15°C to 60°C. (for SI-300R and SI-600R)
- Microprocessor PID control.
- Simple calibration and auto-tuning functions.
- Digital timer with Delayed ON/OFF function: 1 min to 99 hr 59 min.
- High temperature limit setting and open door alarm.
- Convenient preset function for 3 most commonly used temperature settings.
- Up to 9 temperature steps and maximum 200 cycles of repetition programmable for each profile.
- Adjustable 3-step fan speed with defrosting time and period control.
- Intuitive control panel with bright LED display (0.1°C resolution) and touch-sensitive keypad.
- RS-232 interface.



Inside of SI Models

Constructional Features

- Maintenance-free and durable BLDC motor.
- High-velocity fan ensuring uniform temperature distribution and rapid thermal recovery.
- Convenient sample monitoring thanks to the transparent acrylic lid and the fluorescent lamp.
- Gas spring lid supports providing soft closing, smooth motion, and stopping.
- Environment-friendly CFC-free refrigerant. (for SI-300R and SI-600R)

Specifications & Ordering Information



	Model	SI-300	SI-300R	SI-600	SI-600R
Temperature	Range (°C / °F)	Amb. +5 to 60 (Amb. +9 to 140) for SI-300, 600 +15 to 60 (+59 to 140) for SI-300R, 600R			
	Fluctuation ¹⁾ at 37°C (±°C / °F)	0.3 / 0.54	0.6 / 1.08	0.1 / 0.18	0.2 / 0.36
	Variation ¹⁾ at 37°C (±°C / °F)	1.6 / 2.88	1.5 / 2.7	0.7 / 1.26	0.3 / 0.54
	Refrigerator (Hp)	-	1 / 8 HBP (220V, 230V) 1 / 6 HBP (100V, 120V)	-	1 / 8 HBP (220V, 230V) 1 / 6 HBP (100V, 120V)
Shaking System	Motion Type	Orbital or Reciprocating motion selectable			
	Speed Range (RPM)	10 to 300			
	Timer	Run time: 10 sec to 999 hr 59 min 59 sec Forward & Backward, Pause: 10 sec to 59 min 59 sec			
	Amplitude Size (mm / inch, dia.)	20, 30, 40 / 0.8, 1.2, 1.6 Available - Standard 30 / 1.2			
Dimension	Recip Stroke Length (mm / inch)	20, 30, 40 / 0.8, 1.2, 1.6 Available - Standard 30 / 1.2			
	Volume (L / cu ft)	53 / 1.9		83 / 2.9	
	Platform (WxD) (mm / inch)	350×350 / 13.8×13.8		450×450 / 17.7×17.7	
	Internal (WxDxH) (mm / inch)	410×410×320 / 16.1×16.1×12.6		510×510×320 / 20.1×20.1×12.6	
	Overall (WxDxH) (mm / inch)	442×740×625 / 17.4×29.1×24.6		542×850×625 / 21.4×33.5×24.6	
Electrical Requirements (230V)	Net Weight (Kg / lbs)	74 / 163	85 / 187	91 / 200	102 / 225
		60Hz, 4A 50Hz, 4A	50Hz, 5.5A	60Hz, 4A 50Hz, 4A	60Hz, 5.5A 50Hz, 5.5A
Cat. No.		AAH23101K AAH23102K	AAH23112K	AAH23201K AAH23202K	AAH23211K AAH23212K
Electrical Requirements (120V)		50/60Hz, 7.5A	60Hz, 10.1A	50/60Hz, 7.5A	60Hz, 10.1A
Cat. No.		AAH23106U	AAH23113U	AAH23206U	AAH23213U

1) Technical data according to DIN 12880.

Incubators

Incubated Shakers (Floor Standing Models)



Please visit **JEIOTECH.com**

For further information on Jeio Tech's Incubator products
Information is readily available on our website.



CE Certification only for the IS-971/971R



IS-971RF / IS-971R

Optional Accessories

• see page 77-79

- Universal / Dedicated Platforms, Rubber Mats, Universal Attachments
- Flask Clamps, Funnel Clamps
- Test Tube Racks, Spring Wire Racks
- Microplate Holders (three styles)
- Lab Sticker

IS-971R Control Display



Incubators

Incubated Shakers (Floor Standing Models)

Large capacity and heavy workload shaking with rapid heating and cooling performance. (up to four 6L flask)

Exclusive drive mechanism delivering years of trouble-free service.

Shaking Features

- Dual shaking modes: orbital or reciprocating mode selectable.
- Speed range: 10 to 300 rpm.
- Programmable shaking control.
 - Timer range: 10 sec to 999 hr 59 min 59 sec.
 - Forward & Backward, Pause: 10 sec to 59 min 59 sec.
- Selectable orbit diameter or stroke length: 30, 40, 50, 60, 70mm.

Operating Features

- Temperature control:
 - +5°C above ambient to 60°C (for IS-971)
 - +4°C to 60°C (for IS-971R)
 - 15°C below ambient to 60°C (for IS-971RF)
- Microprocessor PID control.
- Simple calibration and auto-tuning functions.
- Digital timer with Delayed ON/OFF function: 1 min to 99 hr 59 min.
- High temperature limit setting and open door alarm.
- Convenient preset function for 3 most commonly used temperature settings.
- Up to 9 temperature steps and maximum 200 cycles of repetition programmable for each profile.
- Adjustable 3-step fan speed with defrosting time and period control.
- Intuitive control panel with bright LED display and touch-sensitive keypad for temperature (0.1°C resolution), speed, and shaking motion control.
- RS-232 interface.



Inside of IS Models

Constructional Features

- Maintenance-free and durable BLDC motor.
- High-velocity fan ensuring uniform temperature distribution and rapid thermal recovery.
- Convenient sample monitoring thanks to the transparent top viewing window minimizing the need to open the lid. (except for IS - 971RF)
- Gas spring lid supports providing soft closing, smooth motion, and stopping.
- Environment-friendly CFC-free refrigerant. (for IS-971R and IS-971RF)
- Built-in casters for easy transport.
- Lockable lid for added safety.
- Adjustable 5-brightness (maximum 12,000 lux) illumination lamp. (optional for IS-971RF only)

Specifications & Ordering Information



CE Certification only for the IS-971/971R

Model	IS-971	IS-971R	IS-971RF
Temperature	Range (°C / °F)	Amb. +5 to 60 / Amb. +9 to 140	+4 to 60 / +40 to 140
	Fluctuation ¹⁾ at 37°C (±°C / °F)	0.2 / 0.36	Amb. -15 to 60 / Amb. -27 to 140
	Variation ¹⁾ at 37°C (±°C / °F)	0.8 / 1.44	
	Refrigerator	-	1 / 3 LBP (AC 120V)
Shaking System	Motion Type	Orbital or Reciprocating motion selectable	1 / 3 LBP (AC 120V)
	Speed Range (RPM)	10 to 300	1 / 4 HBP (AC 230V)
	Timer	Run time: 10 sec to 999 hr 59 min 59 sec Forward & Backward, Pause: 10 sec to 59 min 59 sec	
	Amplitude Size (mm / inch, dia.)	30, 40, 50, 60, 70 / 1.2, 1.6, 2, 2.4, 2.8 Available - Standard 30 / 1.2	
Dimension	Recip Stroke Length (mm / inch)	30, 40, 50, 60, 70 / 1.2, 1.6, 2, 2.4, 2.8 Available - Standard 30 / 1.2	
	Volume (L / cu ft)	270 / 9.5	
	Platform (WxD) (mm / inch)	755x481 / 29.7x18.9	
	Internal (WxDxH) (mm / inch)	894x634x480 / 35.2x25x18.9	
Electrical Requirements (230V)	Overall (WxDxH) (mm / inch)	1,132x810x1054 / 44.6x31.9x41.5	1,132x810x1083 / 44.6x31.9x42.6
	Net Weight (Kg / lbs)	180 / 396.8	210 / 462.9
Cat. No.	50 / 60Hz, 5.2A AAH23306K	60Hz, 7.3A AAH23321K	60Hz, 9.3A AAH23351K
Electrical Requirements (120V)	60Hz, 11.2A AAH23336U	50Hz, 7.3A AAH23322K	60Hz, 9.3A AAH23352K
Cat. No.		60Hz, 13.8A AAH23346U	60Hz, 17A AAH23356U

1) Technical data according to DIN 12880.

※ Certification only for the IS-971, IS-971R.

Incubators

Incubated Shakers (Chamber Models)



Please visit **JEIOTECH.com**

For further information on Jeio Tech's Incubator products
Information is readily available on our website.



SIF-6000R

Included Accessories

Optional Accessories

• see page 77-79

- 2 Wire Shelves
- Universal / Dedicated Platforms, Rubber Mats, Universal Attachments
- Flask Clamps, Funnel Clamps
- Test Tube Racks, Spring Wire Racks
- Microplate Holders (three styles)
- Lab Sticker

SIF-6000R Control Display



Incubators

Incubated Shakers (Chamber Models)

Specially designed to be double-stacked on the floor or located on/ under the lab benches for space saving.

Multi-purpose incubated shakers featuring a wide range of temperature control and large chamber volume. (up to two 6L flasks)

Shaking Features

- Dual shaking modes: orbital or reciprocating mode selectable.
- Speed range: 10 to 300 rpm. (10 to 250rpm for the top unit of a stack)
- Programmable shaking control.
 - Timer range: 10 sec to 999 hr 59 min 59 sec.
 - Forward & Backward, Pause: 10 sec to 59 min 59 sec.
- Selectable orbit diameter or stroke length.
 - SIF-5000 and SIF-5000R: 19 and 25mm.
 - SIF-6000 and SIF-6000R: 25 and 38mm.



Inside of SIF Models

Operating Features

- Temperature control:
 - +5°C above ambient to 80°C. (for SIF-5000 and SIF-6000)
 - 20°C below ambient to 80°C. (for SIF-5000R and SIF-6000R)
- Microprocessor PID control.
- Simple calibration and auto-tuning functions.
- Timer with Delayed ON/OFF function: 1 min to 99 hr 59 min.
- High temperature limit setting and open door alarm.
- Convenient preset function for 3 most commonly used temperature settings.
- Up to 9 temperature steps and maximum 200 cycles of repetition programmable for each profile.
- Adjustable 3-step fan speed with defrosting time and period control.
- Intuitive control panel with LED display and touch-sensitive keypad.
- RS-232 interface.

Constructional Features

- Stackable up to 2 units.
- Maintenance-free and durable BLDC motor.
- High-velocity fan ensuring uniform temperature distribution and rapid thermal recovery.
- Convenient sample monitoring thanks to the transparent front window and the built-in lamp minimizing the need to open the door.
- Environment-friendly CFC-free refrigerant. (for SIF-5000R and SIF-6000R)
- Built-in casters for easy transport.
- Lockable door for added safety.
- Built-in electrical outlet with a safety cover inside the chamber.

Specifications & Ordering Information



	Model	SIF-5000	SIF-5000R	SIF-6000	SIF-6000R
Temperature ¹⁾	Range (°C / °F)	Amb. +5 to 80 [Amb. +9 to 176] for SIF-5000, 6000 Amb. -20 to 80 [Amb. -36 to 176] for SIF-5000R, 6000R			
	Fluctuation at 37°C (±°C / °F)	0.1 / 0.18			
	Variation at 37°C (±°C / °F)	1.0 / 1.8			
	Refrigerator (Hp)	-	1/8Hp, HBP	-	1/6Hp, HBP
Shaking System	Motion Type	Orbital or Reciprocating motion (Default : Orbital motion)			
	Speed Range (RPM)	10 to 300 (Stackable Top : 10 to 250)			
	Timer	Run time(10sec ~ 999hr 59min 59sec) Pause, Forward, Backward(10sec ~ 59min 59sec)			
	Amplitude Size (mm / inch, dia.)	19, 25 / 0.75, 1 Available - Standard 19 / 0.75			
Dimension	Recip Stroke Length (mm / inch)	80 / 2.8			
	Volume (L / cu ft)	150 / 5.3			
	Platform (WxD, mm / inch)	350x350 / 13.8x13.8			
	Interior (WxDxH, mm / inch)	440x440x418 / 17.3x17.3x16.5			
	Exterior (WxDxH, mm / inch)	570x815x900 / 22.4x32.1x35.4			
	Shelves (Standard / Max)	2 / 8			
Electrical Requirements (230V)	Net Weight (kg / lbs)	120 / 264.6	130 / 286.6	140 / 308.6	150 / 330.7
		60Hz, 5.2A 50Hz, 5.2A	60Hz, 7.0A 50Hz, 7.0A	60Hz, 5.4A 50Hz, 5.4A	60Hz, 7.3A 50Hz, 7.3A
Cat. No.		AAH27021K AAH27022K	AAH27121K AAH27122K	AAH27011K AAH27012K	AAH27111K AAH27112K
Electrical Requirements (120V)		50/60Hz, 11.1A	60Hz, 12.9A	50/60Hz, 11.2A	60Hz, 13.1A
Cat. No.		AAH27026U	AAH27123U	AAH27016U	AAH27113U

※ Permissible environmental conditions: temperature (5°C to 40°C) and relative humidity (up to 80%).

※ All specifications are under ambient temperature 20°C(with refrigerator) / 25°C(without refrigerator), no load.

1) Technical data according to DIN 12880.

Incubators

Mini Incubator

Compact design for efficient lab space utilization
Maximum 8 microplates can be inserted to inner chamber for ELISA.



Operating Features

- Temperature range: from ambient +5 to 65°C.
- Door opening alarm
- Protection of the main body and the circuit board against overheating.
- Microprocessor PID feedback control of the heater and the fan ensuring temperature uniformity.
- Automatic temperature calibration.
- Ease-of-operation provided by a bright VFD (vacuum fluorescent display), responsive touch buttons, and a jog dial.

IM-10 with the included Wire Shelves

- Included Accessories** • 2 Wire Shelves
Optional Accessories • Perforated Shelves
 ➔ see page 76

Constructional Features

- Compact design for space saving of laboratory of the chamber interior.
- Wire shelves are provided for space saving of inner chamber. Maximum 4 wire shelves supporting 8 microplates is especially suitable for ELISA.
- Push buttons for easy opening of door.
- Transparent polycarbonate window providing a clear view of the chamber interior.

Specifications & Ordering Information

Model		IM-10
Temperature	Range (°C / °F)	Amb. +5 to 65 / Amb. +9 to 149
	Fluctuation at 37°C (±°C / °F)	0.5 / 0.9
	Variation at 37°C (±°C / °F)	0.5 / 0.9
Dimension	Volume (L / cu ft)	10 / 0.4
	Wire Shelf (WxD) (mm / inch)	247 x 247 / 9.7 x 9.7
	Internal (WxDxH) (mm / inch)	278 x 262 x 160 / 11 x 10.4 x 6.3
	External (WxDxH) (mm / inch)	400 x 410 x 264 / 15.7 x 16.1 x 10.4
	Net Weight (Kg / lbs)	12.8 / 28.2
Electrical requirements (230V, 50/60Hz)		1.0A
Cat. No.		AAH24315K
Electrical requirements (120V, 50Hz)		2.1A
Cat. No.		AAH24316U

1) Technical data according to DIN 12880.

Incubators

Hybridization Oven

Equipped with a precise rocker, this unit is offering ideal reproducibility for various molecular biology applications such as nucleic acid hybridization, Western, immunoblotting, immunoprecipitation, etc.

► Shaking Features

- Rocking motion: Tilt 8.5°.
- Speed range: 5 to 50 rpm.

► Operating Features

- Temperature range: from ambient +5 to 65°C
- Audible and visual alarms are activated:
 - when preset temperature limit is reached.
 - when each step of any programmed mode is terminated.
 - when low humidity level is detected by the sensor.
 - when the door is open.
- Door opening and low humidity alarm.
- Over temperature limit protection.
- Microprocessor PID feedback control of the heater and the fan ensuring temperature uniformity.
- Automatic temperature calibration.
- Ease-of-operation provided by a bright VFD, responsive touch buttons, and a jog dial.
- Memory function of programmed protocols allowing relevant parameters (such as temperature, rocking speed, time, etc.) of each protocol step to be stored.
 - Up to 10 protocols allowed for memory storage.
 - Up to 10 steps allowed for each protocol.



HO-10 with the included Water Tray

► Constructional Features

- Compact design for efficient lab space utilization.
- Transparent polycarbonate window providing a clear view of the chamber interior.
- Built-in sliding shelf for quick and convenient insertion or removal of samples.
- Sticky pad on sliding shelf for preventing accidental movement or spills of samples during operation.
- Drying function for the hybridization and washed membranes or strips.

► Specifications & Ordering Information

Model		HO-10
Temperature	Range (°C / °F)	Amb. +5 to 65 / Amb. +9 to 149
	Fluctuation at 50°C, 9RPM (±°C / °F)	0.5 / 0.9
	Variation at 50°C, 9RPM (±°C / °F)	0.5 / 0.9
Shaking System	Motion Type	Rocking Motion
	Speed Range (RPM)	5 to 50
	Tilt Angle	8.5°±1
	Max. Load (kg / lbs)	1 / 2.2
Dimension	Volume (L / cu ft)	10 / 0.4
	Sliding Shelf (WxD) (mm / inch)	256 x 198 / 10.1 x 7.8
	Internal (WxDxH) (mm / inch)	278 x 262 x 160 / 11 x 10.4 x 6.3
	External (WxDxH) (mm / inch)	400 x 410 x 264 / 15.7 x 16.1 x 10.4
	Net Weight (Kg / lbs)	14 / 30.9
Electrical requirements (230V, 60Hz)		1.2A
Cat. No.		AAH1B011K
Electrical requirements (230V, 50Hz)		1.2A
Cat. No.		AAH1B012K

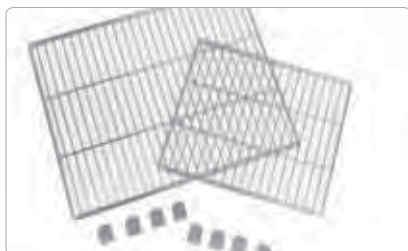
1) Technical data according to DIN 12880.

I

Incubators

Accessories & Options

for Incubators



Wire Shelves



Perforated Shelves



Universal Platforms

Wire Shelves

Stainless steel and electropolished shelves are readily removed without using tools for easy cleaning.

Cat. No.	Description			Suitable for
	Included	Maximum	WxL (mm / inch)	
EDA8136	2	8	366×316 / 14.4×12.4	IB-05G
EDA8135	2	12	446×366 / 17.6×14.4	IB-15G
EDA8137	2	12	576×419 / 22.7×16.5	IB-25G
EDA8136	2	11	366×316 / 14.4×12.4	IB-01E
EDA8220	2	14	466×490 / 17.6×19.3	IB-11E
EDA8219	2	15	566×466 / 22.3×17.6	IB-21E
EDA8136	4	16	366×316 / 14.4×12.4	IB-02G-2C
	8	32		IB-02G-4C
EDA8219	2	12	566×466 / 22.3×17.6	IL-11 / 11A
	4	24		IL-11-2C
	8	48		IL-11-4C
EDA8220	3	26	466×490 / 17.6×19.3	IL-21 / 21A
EDA8223	1	6	195×310 / 7.7×12.2	ILP-02
EDA8221	2	11	305×299 / 12×11.8	ILP-12
EDA8235	2	8	416×406 / 16.4×16.0	SIF-5000 / R
EDA8233	2	11	516×506 / 20.3×19.9	SIF-6000 / R
EDA8244	2	5	247×247 / 9.7×9.7	IM-10

Perforated Shelves

Stainless steel shelves are readily removed without using tools for easy cleaning.

Cat. No.	Description		Suitable for
	Maximum	WxL (mm / inch)	
AAA12531	8	366×316 / 14.4×12.4	IB-05G
AAA12532	12	446×366 / 17.6×14.4	IB-15G
AAA12535	12	576×419 / 22.7×16.5	IB-25G
AAA12531	11	366×316 / 14.4×12.4	IB-01E
AAA22522	14	466×490 / 17.6×19.3	IB-11E
AAA22521	15	566×466 / 22.3×17.6	IB-21E
AAA12531	16	366×316 / 14.4×12.4	IB-02G-2C
	32		IB-02G-4C
AAA22521	12	566×466 / 22.3×17.6	IL-11 / 11A
	24		IL-11-2C
	48		IL-11-4C
AAA22522	26	466×490 / 17.6×19.3	IL-21 / 21A
AAA24501	6	195×310 / 7.7×12.2	ILP-02
AAA24502	11	305×299 / 12×11.8	ILP-12
AAA24511	5	247×247 / 9.7×9.7	IM-10

Stacking Kits

Stackable up to 2 units using exclusive stacking kits for space saving. (for IB-G and IB-E Models only)

Cat. No.	Description	Suitable for
AAA21521	Stacking kits for stackable chambers	IB-05G
AAA21522	Stacking kits for stackable chambers	IB-15G
AAA21523	Stacking kits for stackable chambers	IB-25G
AAA26501	Stacking kits for stackable chambers	IB-01E
AAA26502	Stacking kits for stackable chambers	IB-11E
AAA26503	Stacking kits for stackable chambers	IB-21E

Incubators

Accessories & Options

for Incubated Shakers



Flask Clamps



Plastic Clamps (Plastic)



Funnel Clamps

► Universal Platforms, Flask Clamps, and Funnel Clamps

Universal platforms provide flexibility for mixing assortments of tubes and glassware of varying sizes on a single platform. Various clamps for Erlenmeyer flasks and separatory funnels are available.

Description			SI-300/R	SI-600/R	IS-971/R/RF	SIF-5000/R	SIF-6000/R
Universal platform	Cat.No.		AAA23501-V1	AAA23502-V1	AAA23503-V1	AAA31501-V1	AAA31502-V1
Flask clamps		Erlenmeyer flask size	Max. mountable flask clamps				
	AAA23550	for 50 mL	28	45	99	36	55
	AAA23551	for 100 mL	24	36	74	28	44
	AAA23552	for 250 mL	13	18	39	13	24
	AAA23556	for 300 mL	13	18	39	13	24
	AAA23553	for 500 mL	9	13	25	10	16
	AAA23554	for 1L	4	7	14	5	8
	AAA23555	for 2L	2	5	9	4	5
	AAA23557	for 2.8L	1	2	6	2	4
	AAA23558	for 4L	-	-	4	-	2
Flask clamps (Plastic)		Erlenmeyer flask size	Max. mountable flask clamps				
	AAA30570	for 50 mL	22	30	65	28	39
	AAA30571	for 100 ~ 125 mL	16	25	52	16	29
	AAA30572	for 200 mL	12	17	33	13	25
	AAA30573	for 250 mL	9	17	33	12	20
	AAA30574	for 300 mL	9	17	33	12	16
	AAA30575	for 500 mL	8	9	20	9	12
	AAA30576	for 1L	4	8	12	5	9
	AAA30577	for 2L	2	4	6	4	5
Funnel clamps		Seperating funnel size	Max. mountable funnel clamps				
	AAA23562	for 250 mL	4	6	11	4	6
	AAA23563	for 500 mL	2	3	9	2	3
	AAA23564	for 1L	-	2	5	-	2
	AAA23565	for 2L	-	-	4	-	-



Please visit JEIOTECH.com

For further information on Jeio Tech's Incubator products
Information is readily available on our website.


Incubators

Accessories & Options

for Incubated Shakers



Test Tube Racks



Microplate Holders



Dedicated Platforms

Test Tube Racks

Easy to release and mount racks made of durable stainless steel with adjustable angle and tube height support. Test tube racks are used with an optional universal platform.

Description			SI-300/R	SI-600/R	IS-971/R/RF	SIF-5000/R	SIF-6000/R
Universal platform	Cat.No.		AAA23501-V1	AAA23502-V1	AAA23503-V1	AAA31501-V1	AAA31502-V1
Test tube racks		Test tube size	Mountable capacity of rack*				
	AAA23581	for 86 test tubes, Ø8mm / Ø0.3"	2	4	6	2	4
	AAA23582	for 86 test tubes, Ø10mm / Ø0.4"					
	AAA23583	for 58 test tubes, Ø12mm / Ø0.5"					
	AAA23584	for 58 test tubes, Ø14mm / Ø0.6"					
	AAA23585	for 32 test tubes, Ø17mm / Ø0.7"					
	AAA23586	for 19 test tubes, Ø25mm / Ø1.0"					
	AAA23587	for 10 test tubes, Ø30mm / Ø1.2"					
	AAA23594	for 10 test tubes, Ø35mm / Ø1.4"					
	AAA23593	for 4 test tubes, Ø50mm / Ø1.9"					

* No declination

* We can manufacture other size of test tube racks to meet your specific requirements. Contact us for details.

Microplate Holders

Available in three styles: tower type, flat type (small and large), and single type. Tower type holder is for 10 standard or deep well plates. Large flat holder is for 4 standard or deep well plates. Small flat holder is for 3 standard or deep well plates. Single type holder is for 1 standard or deep well plate. (standard well plates' height: 14.7mm)

Description			SI-300/R	SI-600/R	IS-971/R/RF	SIF-5000/R	SIF-6000/R
Universal platform	Cat.No.		AAA23501-V1	AAA23502-V1	AAA23503-V1	AAA31501-V1	AAA31502-V1
Microplate holders		Microplate holder type	Max. mountable microplate holders				
	AAA23654	Single	7	12	25	8	15
	AAA23651	Tower	5	7	18	6	10
	AAA23652	Flat A(large)	-	2	4	-	2
	AAA23653	Flat B(small)	2	2	6	2	3

* Microplate holders need to be mounted on an universal platform which is sold separately.

Dedicated Platforms

When using a single flask size only, the dedicated platforms with pre-installed clamps provide maximum capacity. 250mL and 500mL clamps are standard but other sizes can be available.

Description			SI-300/R	SI-600/R	IS-971/R/RF	SIF-5000/R	SIF-6000/R
Dedicated platforms	Cat.No.	Universal platform & 250mL flask clamps	AAA23611	AAA23621	AAA23631	AAA31551	AAA31561
		No. of flask clamps	13	18	39	13	24
		Universal platform & 500mL flask clamps	AAA23612	AAA23622	AAA23632	AAA31552	AAA31562
		No. of flask clamps	9	13	25	10	16

* A dedicated platform is sold with setting each max. mountable amount of flask clamps on.

Incubators

Accessories & Options

for Incubated Shakers



Spring Wire Racks



Rubber Mats



Universal Attachments

Spring Wire Racks

Ideal for holding a wide variety of tubes, flasks, and other glassware. All components are made of stainless steel.

Description		SI-300/R	SI-600/R	IS-971/R/RF	SIF-5000/R	SIF-6000/R
Spring wire racks	Cat.No.	AAA23521-V1	AAA23522-V1	AAA23523-V1	AAA31521-V1	AAA31522-V1
	Erlenmeyer flask size	Max. inserting flasks				
	for 50 mL	16	25	40	16	25
	for 100 mL	9	16	28	9	16
	for 250 mL	4	9	15	4	9
	for 300 mL	4	9	15	4	9
	for 500 mL	4	5	10	4	5
	for 1L	2	4	8	2	4
	for 2L	1	2	4	1	2
	for 2.8L	1	2	4	1	2

Rubber Mats

Designed for low-speed applications, non-skid rubber mats allow quick addition or removal of flasks, plates or tubes.

Model	SI-300/R	SI-600/R	IS-971/R/F	SIF-5000/R	SIF-6000/R
Cat. No.	AAA23531	AAA23532	AAA23533	AAA31531	AAA31532

Universal Attachments (Utility Carriers)

Several adjustable clamping bars for quickly securing a variety of glassware or tubes on non-skid rubber mats. Suitable for flat-bottomed flasks of various sizes.


Model	SI-300/R	SI-600/R	IS-971/R/F	SIF-5000/R	SIF-6000/R
Cat. No.	AAA31511	AAA31512	AAA31513	AAA31511	AAA31512

Lab Sticker

An alternative method for securing vessels to a shaker platform. Ideal for containers such as bottles and dishes that cannot be held on the universal platform with conventional flask clamps. Lab stickers can be regenerated for reuse by washing it with mild detergent and water. It cannot be used in water baths. For safe operation, gradual RPM increase is recommended.

Cat. No.	Description (WxDxH) (mm / inch)
AAA30551	200×200×5 / 7.9×7.9×0.2

* Lab Sticker need to be mounted on an universal platform which is sold separately.



Lab Sticker